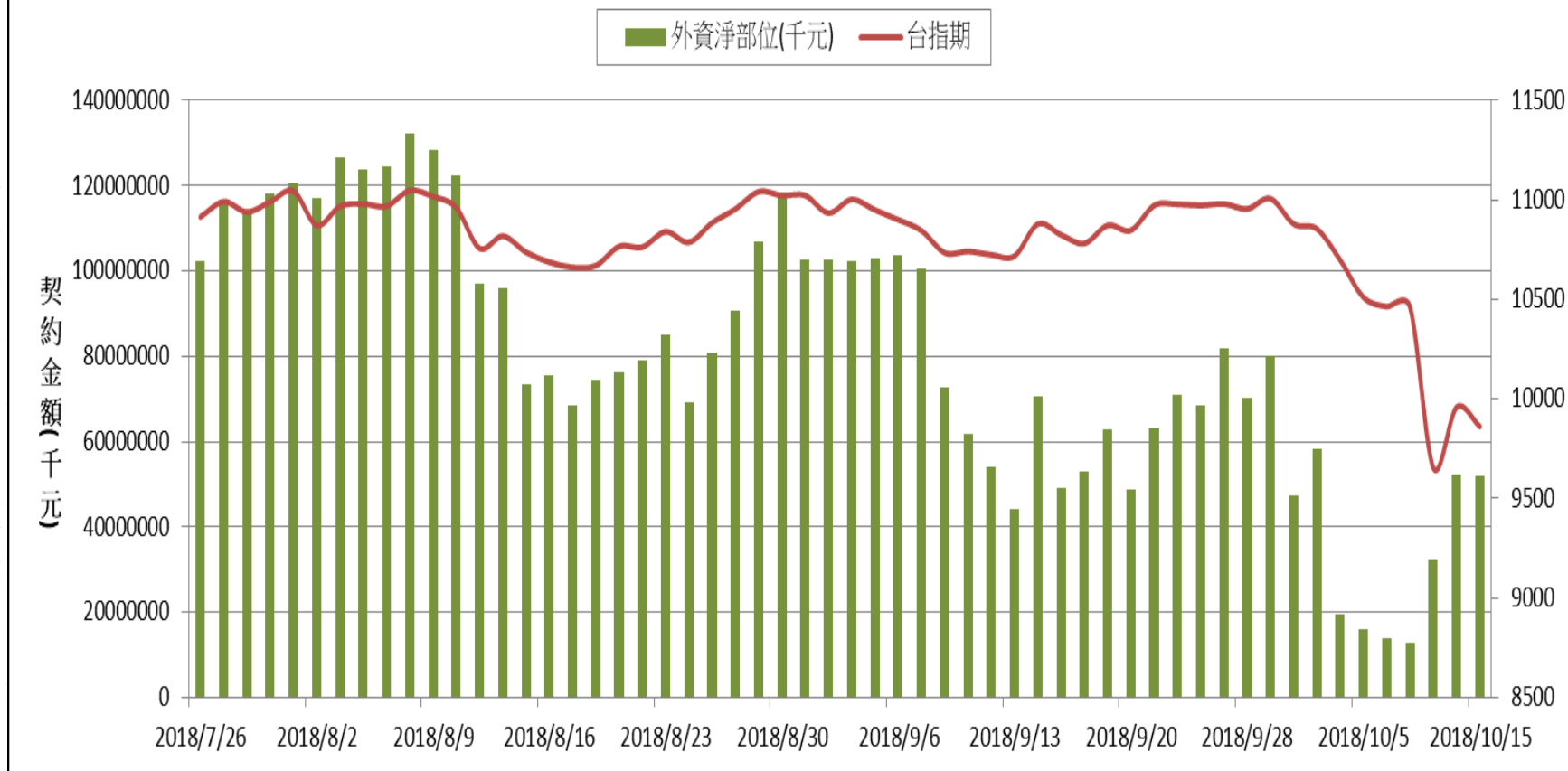
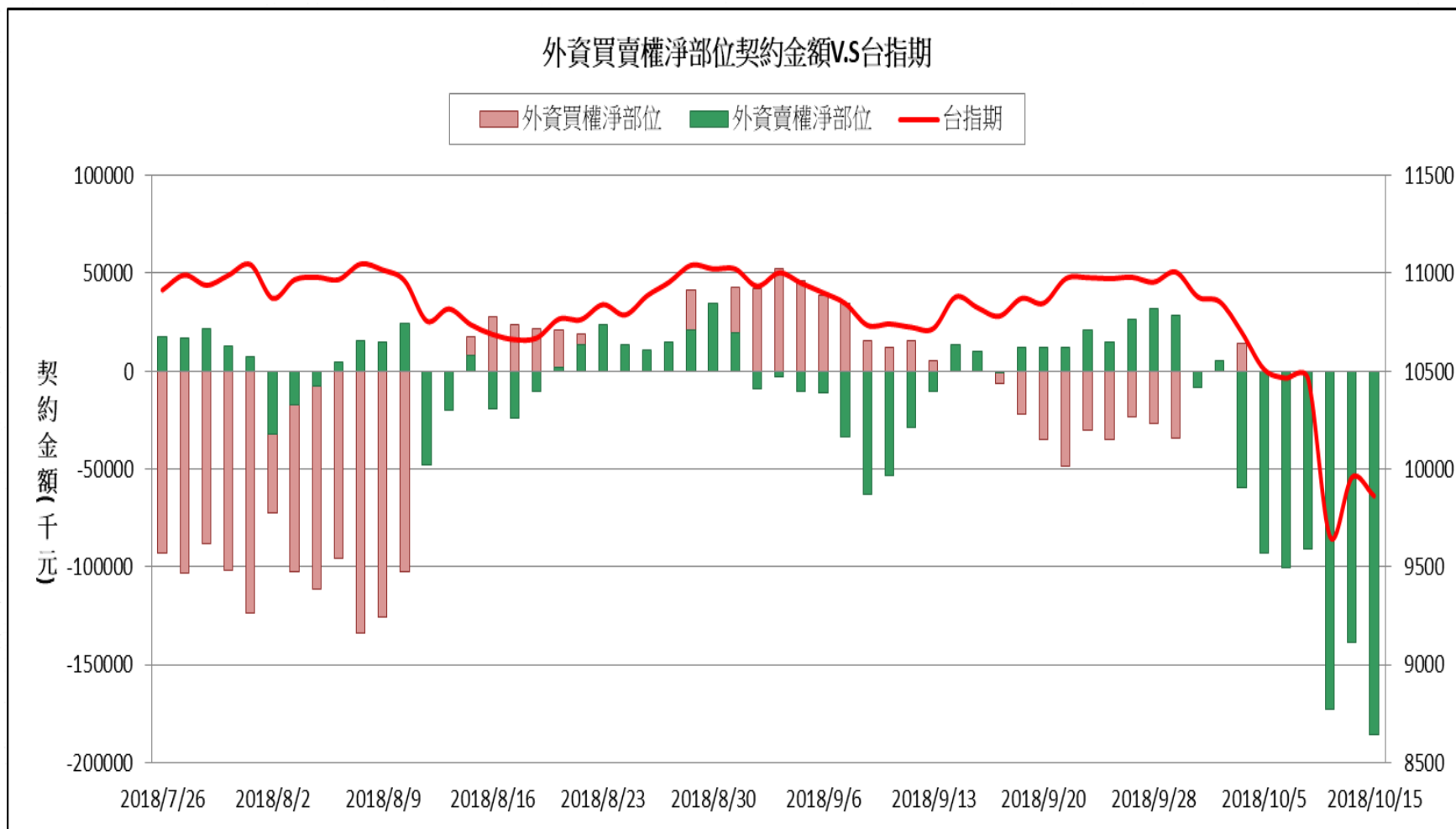
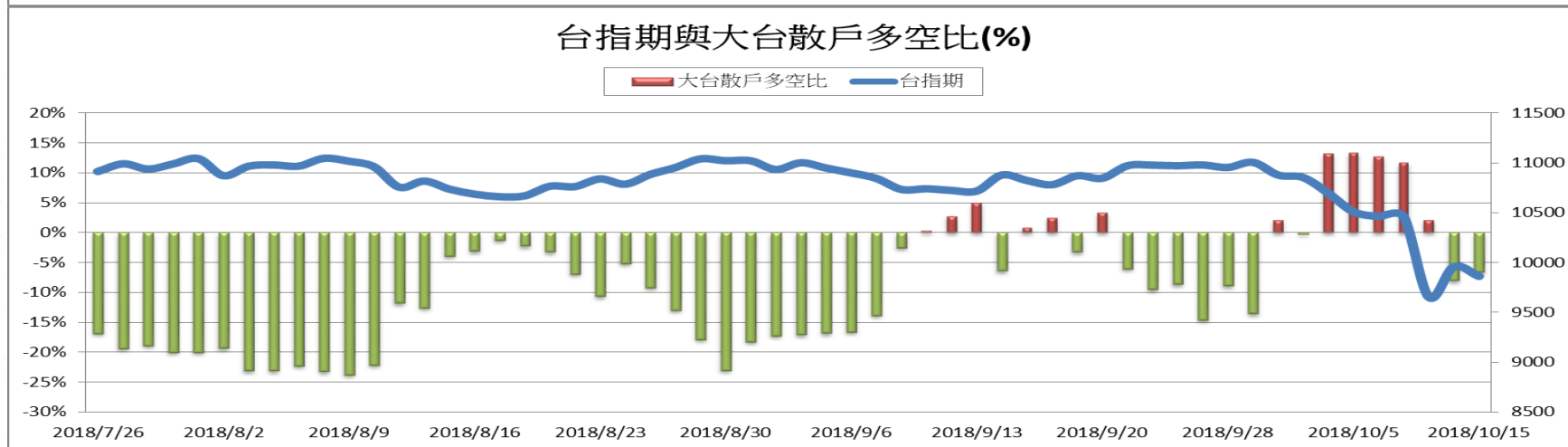
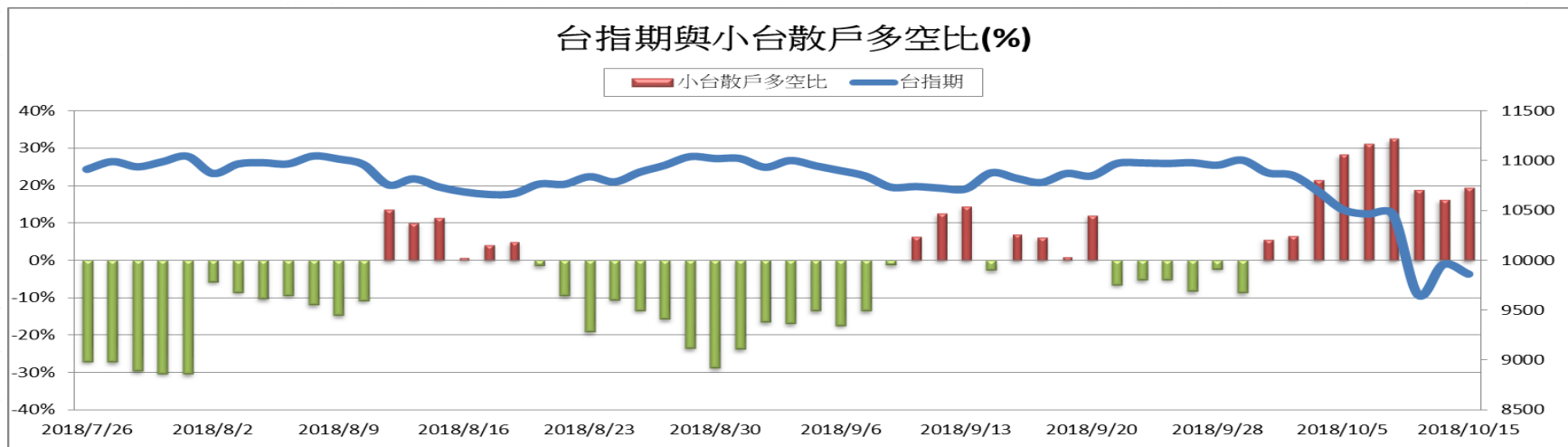


外資台指期與選擇權淨部位契約金額V.S台指期







買 權				201810	賣 權			
Vol	OI變化	OI		履約價	OI	OI變化	Vol	
1	0	1		8300		2035	0	837
0	0	0		8400		937	0	947
0	0	0		8500		1244	0	1010
0	0	0		8600		1604	0	97
0	0	0		8700		931	0	461
0	0	195		8800		6819	0	2737
0	0	0		8900		3767	0	3190
1	0	69		9000		8445	0	6988
3	0	29		9100		5923	0	5590
2	0	6		9200		7482	0	8100
27	0	697		9300		11688	0	15893
6	0	428		9400		12512	0	13553
22	0	494		9500		14905	0	17569
7	0	72		9550		4959	0	7633
176	0	862		9600		11338	0	17628
130	0	168		9650		3556	0	11803
920	0	3049		9700		11662	0	29114
1281	0	1012		9750		5883	0	20334
6860	0	9916		9800		9837	0	33871
10142	0	2334		9850		4325	0	27261
34446	0	10758		9900		9686	0	30658
39212	0	11207		9950		3701	0	13616
58638	0	20776		10000		15100	0	12252
32162	0	9293		10050		850	0	1994
43274	0	27408		10100		5058	0	2824
21374	0	11241		10150		312	0	616
26890	0	18599		10200		6461	0	759
14469	0	7663		10250		304	0	43
14003	0	12824		10300		9932	0	109
6975	0	6249		10350		224	0	2
4766	0	9360		10400		11403	0	179
1386	0	3375		10450		333	0	0
2023	0	11786		10500		11546	0	192
523	0	1735		10550		251	0	0
621	0	13704		10600		15473	0	248
203	0	953		10650		77	0	5
513	0	21040		10700		9881	0	100
8	0	509		10750		1	0	0
906	0	21503		10800		13965	0	33
519	0	23246		10900		6768	0	10
540	0	24545		11000		2989	0	5
253	0	16344		11100		2095	0	15
555	0	23513		11200		1104	0	4
452	0	21509		11300		217	0	0
36	0	12883		11400		180	0	0
12	0	8891		11500		46	0	0
41	0	3613		11600		13	0	0
35	0	6079		11700		2	0	0
1	0	2670		11800		4	0	0
0	0	1621		11900		0	0	0
0	0	1862		12000		0	0	0
0	0	1169		12100		0	0	0
31	0	1247		12200		0	0	0
0	0	955		12300		0	0	0
0	0	898		12400		0	0	0
1	0	774		12500		0	0	0
0	0	665		12600		0	0	0
0	0	1347		12700		0	0	0
11	0	1522		12800		0	0	0